


# AREA 27

## Motorsports Park

### FLAGS AND THEIR MEANINGS

Flags should be displayed at the proper distance prior to the reason for display and should be well within the driver's line of sight so that necessary time is given to take any action required. Flaggers should try to display the flag at a point in time when the driver's normal line of sight passes through the flag station.

#### GREEN FLAG



At start/finish:

Waved

-The session has begun. The clock is running or laps are being counted.

On the corners:



Standing

-Held steady at a station which has had a yellow flag displayed for an extended period of time. Indicates that the problem has been cleared and it is once again safe to race on this part of the track.

-Also can be displayed at the next downstream station from a flag station displaying a yellow flag until the yellow is taken down.

#### YELLOW FLAG



Standing

-The course is clear. However, there are disabled race cars or track personnel/vehicles in a location adjacent to the course


-Will be displayed when debris on course (slippery, oil, parts....etc)

-There is no passing in the zone from the standing yellow to the station displaying green or no flag.

-Also displayed when waving yellow is displayed at the next station.

## Flags and their meanings Cont'd

### YELLOW FLAG



#### Waving

- Warning for a partially or completely blocked course.
- Race car stopped on course
- Emergency personnel/vehicles are working in an immediate impact zone off the race course.
  
- The most common use is when a race car spins and comes to rest on course.

### BLUE FLAG



- This flag is shown either standing or waving. This is a courtesy flag that is used to tell drivers to have a look in their mirrors, to indicate to a driver that a car has just arrived behind and may want to pass.
- The flag should not be used when a yellow flag is being displayed for the section of the race course.
- During a race the blue flag will be displayed when the leader start to lap the last place cars.
- There are occasions when faster cars start at the back of the race group and it may be necessary to warn other drivers of these vehicles moving through the pack.

### WHITE FLAG



- This flag is used to indicate the presence of service vehicles or slow moving race cars.
- The white flag is displayed either standing or waving.

#### Standing

- Indicates that a slow moving race car is between this flag station and the next.
- A standing yellow flag will also be displayed.
- If the slow race car stops ON course the white flag will be replaced by a waving yellow flag.
  
- If the slow race car stops OFF course, the white flag will be replaced by a standing yellow flag.

## Flags and their meanings Cont'd

### WHITE FLAG



Waving

-The waving white flag indicates the presence of a service vehicle between this flag station and the next, either on or off the race course.

A waving yellow will also be displayed.

-Can also be displayed at start/finish to indicate the last lap of a race.

### RED FLAG



-The race has been stopped. Drivers are to stop as quickly as it is safe to do so and pull to the appropriate side of the track and/or the next flag station leaving the way clear for emergency vehicles (and other cars who may not have seen the flag)

The red flag should be displayed (simultaneously) at all corners WAVING.


### BLACK FLAG



Will be displayed standing to a car under infraction or with mechanical issues.

During a race a number board will be displayed along the flag.

### CHECKERED FLAG



Displayed waving at the start/finish. The session is over. Cars complete the lap at reduced speed and exit at Pit Lane.